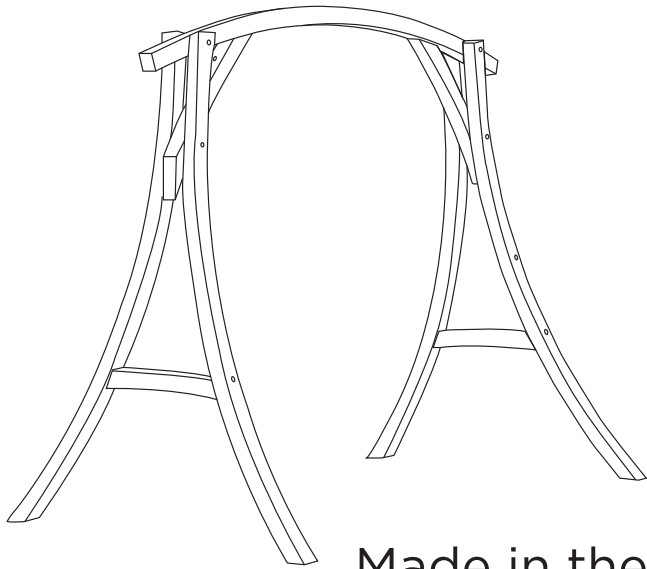


# CYPRESS SWING STAND INSTRUCTIONS



Made in the **USA**

## STAND PARTS

The cypress swing stand ships in three boxes. Stand parts and hardware pack contents list below are per box. Stand parts and hardware packs from both boxes are required for assembly.

- BOX 1: 2 LEGS AND 1 LEG BRACE
- BOX 2: 2 LEGS AND 1 LEG BRACE
- BOX 3: 2 CENTER BEAM AND 2 UPPER BRACES

## SUGGESTED TOOLS

- SCREWDRIVER (to be inserted through side holes of deep well socket tool, for use as a handle)
- 9/16" SOCKET (to hold other end while tightening bolts)

## CARE INSTRUCTIONS


- Lightly sand once a year and add a coat of boiled linseed oil to keep the cypress wood in good condition.

**NOTE: TWO PERSON ASSEMBLY SUGGESTED**


## HARDWARE PACK



(8) PLASTIC CAPS TO COVER BOLT ENDS



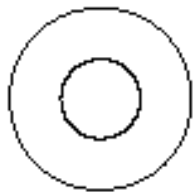
(4) 8 1/2" HEX BOLTS



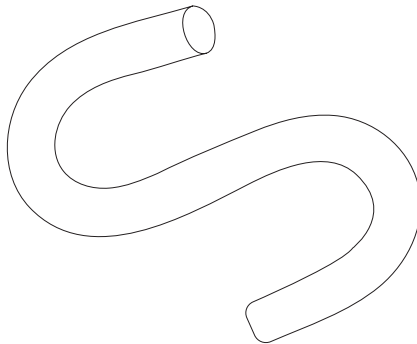
(4) 5" HEX BOLTS



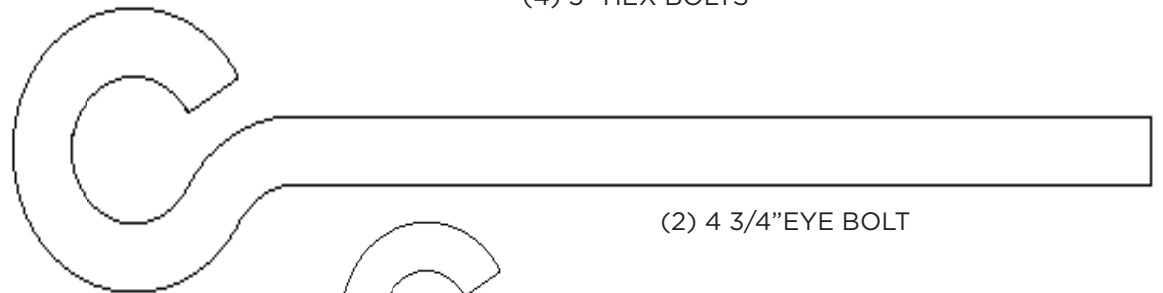
(12) HEX NUTS



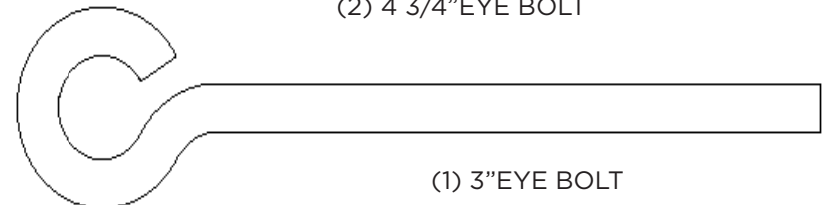
(24) FLAT WASHER



(2) S HOOKS

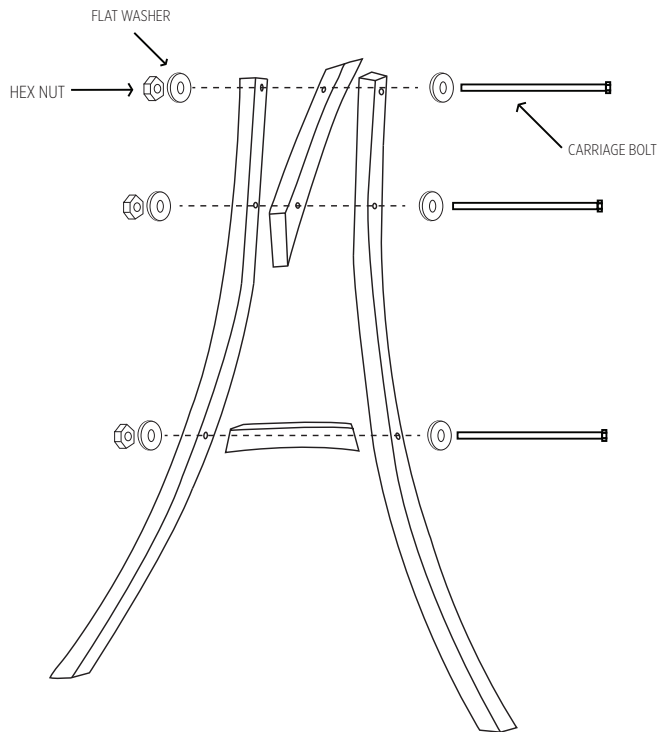


(2) 4 3/4" EYE BOLT



(1) 3" EYE BOLT

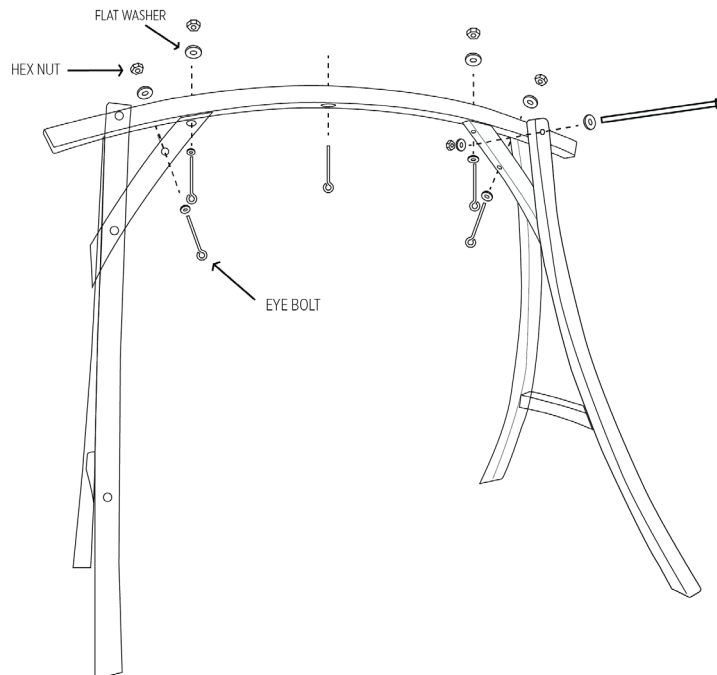
# ASSEMBLY



**STEP 1.** Insert (3) Hex bolts, (6) flat washers (one on each side), and (3) hex nuts into the top, middle, center section of beams. Repeat on each side. The top center beam should hand lose until step 2.

**NOTE:** Hex Bolts and Eye Bolts require a washer on each end.

**STEP 2.** Position the assembly upright. To attach the feet, align the holes in each foot with the holes in the center beams. Insert (2) Hex bolts, (2) Eye bolts (8) flat washers, and (6) hex nuts like shown in the diagram. **Thoroughly Inspect product before each use. Periodically check bolts and re-tighten when necessary.**



**NOTE.** Recommended use of the (8) rubber/plastic caps provided, to cover the exposed ends of the eye bolt and hex bolts

**DO NOT EXCEED LOAD LIMIT OF 450 LBS.**  
**DO NOT ALLOW CHILDREN TO USE THE SWING STAND WITHOUT DIRECT ADULT SUPERVISION. DO NOT HAVE INFANTS IN SWING STAND.**

**Congratulations on purchasing this Cypress Swing Stand. QUESTIONS REGARDING THIS PRODUCT? Call our customer service team, 252-758-0641.**

## WARRANTY INFORMATION:

Products of The Hammock Source are guaranteed to be free of defects in workmanship and materials for up to one year after the purchase date. Prolonged exposure to weather conditions including snow, rain, and humidity are not covered under the warranty nor is damage caused by normal wear, mildew, improper care including storage, maintenance, and installation. If an item is found to be defective within one year of its purchase, it will be replaced without charge upon the return of the unit accompanied by a sales receipt. A Return Authorization is needed for return and may be obtained by contacting 252-758-0641. **DO NOT PAINT OR VARNISH as this seals in the moisture and may cause it to rot from the inside out. ANY ALTERATIONS TO THE WOOD INCLUDED BUT NOT LIMITED TO PAINT AND VARNISH WILL VOID THE WARRANTY.**

**Thoroughly Inspect product before each use. Periodically check bolts and re-tighten when necessary.**